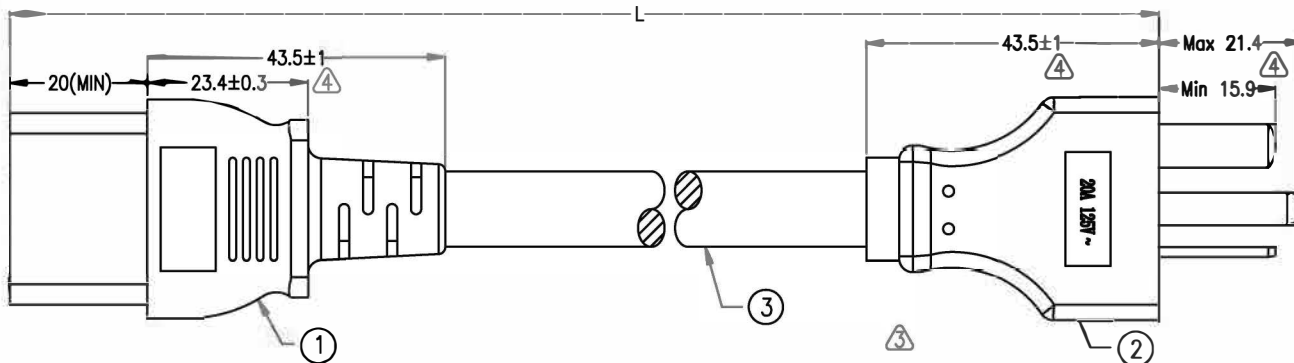
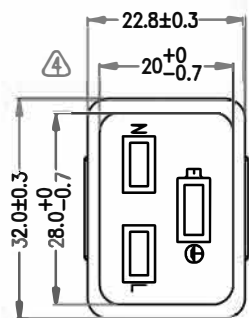


P1: M-042

P2: M-065A/073A

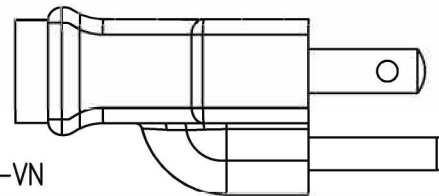
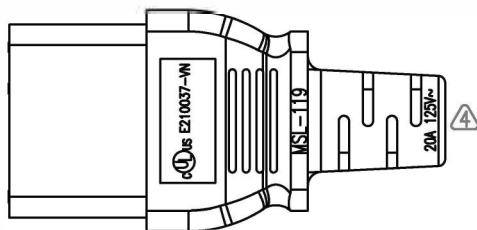
Customer No.:

P1

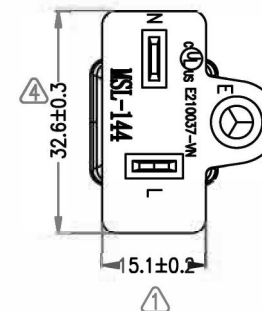


IEC 320 C19(MSL-119)

NEMA 5-20P (MSL-144)



P2



P1&P2: E210037-VN

* NOTE: All relevant materials are complied with RoHS directive .
THE MARKING IS CONCAVE LETTERING MOULD

P/N.	LENGTH(Lmm)
10W1-520C19-03	915mm
10W1-520C19-06	1830mm
10W1-520C19-08	2438mm
10W1-520C19-10	3048mm

MARKING: (UL) SJT 3/C 12AWG(3.31MM²) VW-1 105°C 300V E204978
C(UL) SJT 3/C 3.31MM²(12AWG) FT2 105°C 300V E204978 MSL-VN-

119144B2F12A(FP307-00)	
P1	P2
BLACK L _____ L	
WHITE N _____ N	
GREEN E _____ E	

No.	DESCRIPTION	Q'TY	Supplier
3	UL SJT 12AWG x 3C, OD 11.0mm, JACKET BLACK, DRAWING No.EPSJT011203C-158	L-20mm	M304
2	MOLDED PVC 35P, COLOR BLACK		M304
	BRACKET: YST-308-NJA	1	M767
	TERMINAL: 98695L	2	M257
1	MOLDED PVC 35P, COLOR BLACK		M304
	BRACKET: YST-037, COLOR BLACK	1	M767
	TERMINAL: 98739ABS-0	3	M257

APPROVED			Cable Length Unless Other Spec. Tolerances: 0 ~200mm ±10mm 201~1000mm ±20mm 1001 ~1500mm ±25mm 1501~2100mm ±30mm 2100mm↑ ±40mm
CHECKED	HU		
DESIGNER	XJW		
DRAWING	MuMu		
DATE	16/MAY/23		
ITEM NO.	PWCD-520PC19-20A-XXF-BLK		UNIT:mm

REV.4 2023.05.16	MODIFY MOLDED SIZE AND SCREEN TAIL LOGO & CABLE LETTERING CONTENT		
REV.3 2021.07.05	M	IFY	M LOED LOGO
REV.1 2020.05.06	M	IFY	M LOED LOGO
REV.2 2020.06.23	MODIFY P2 INNER TOWER		