
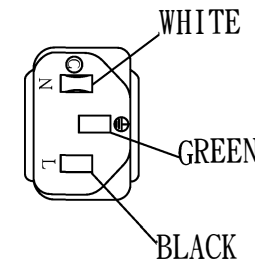
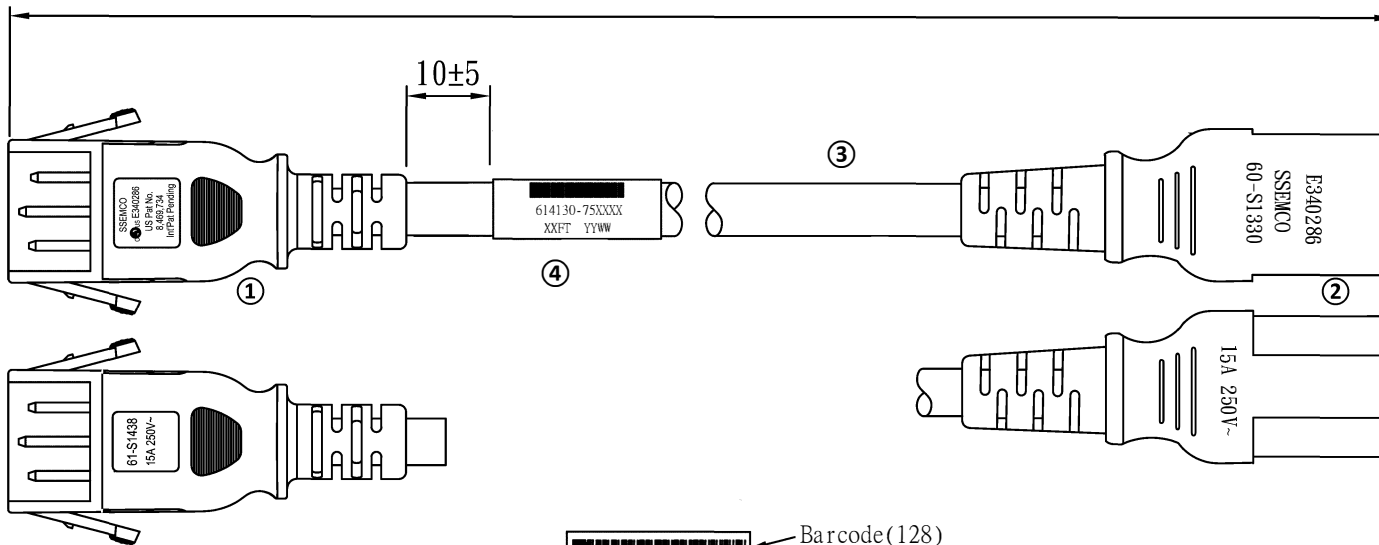
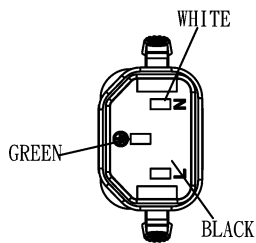


RoHS COMPLIANT

US PAT No.8,469,734
INT'L PAT PENDING

REVISION HISTORY				
ZONE	REV	DESCRIPTION	DATE	APPROVED
-	A	INITIAL DESIGN	20130806	L.Chen
-	A1	BOM AND CABLE LABEL REVISED	20150831	Alan M
-	A2	MARKING REVISED	20160613	Alan M

L=XX FEET



ORDERING INFORMATION:

614130 - 7 5 XXX X

SERIES

COLOR CODE:

0=Black, 1=Grey, 2=Blue, 4=Green, 6=Orange, 7=Red, 8=Yellow, 9=White

CABLE LENGTH:

For Inch System:
First two digits=feet; Last digit=inch

WIRE GAUGE:

For North America:
7=14AWG

WIRE TYPE:

5=SJT

ITEM	DESCRIPTION	APPROVAL	QTY
4	Label		1
3	WIRE SJT 14AWG 105C 15A/300V	UL/cUL or CSA	1
2	IEC60320 C13 CONNECTOR 15A/250V	UL/cUL	1
1	IEC60320 C14 LOCKING PLUG 15A/250V	UL/cUL	1

UNLESS OTHERWISE SPECIFIED
1) INTERPRET DRAWING IAW ASME Y14.100-2000
2) REMOVE ALL BURRS AND SHARP EDGES .2 R MAX
3) DIMENSIONS ARE IN MILLIMETERS
4) TOLERANCES ARE:
DECIMALS: .X +/-0.3; .XX +/-0.15; .XXX +/-0.005
ANGLES: X +/-1°; X.X +/-0.5°; X.XX +/-0.25°



Product Name
IEC320 Locking C14 to C13 Power Cord

THIRD ANGLE PROJECTION	Des'd By: L.Chen	ITEM NO	PWCD-C13C14-15A-XXF-YYY-P	REV
	Drawn By: D.Chen			A2
	App'd By: Alan. M			1 OF 1
	DWG NO.	SHEET		